

# Download Your NSLDS File

## Step-by-Step Guide

The NSLDS file contains your federal student loan and grant data.  
Please complete the following steps to download the file.

Step 1:

Visit <https://studentaid.gov/>.

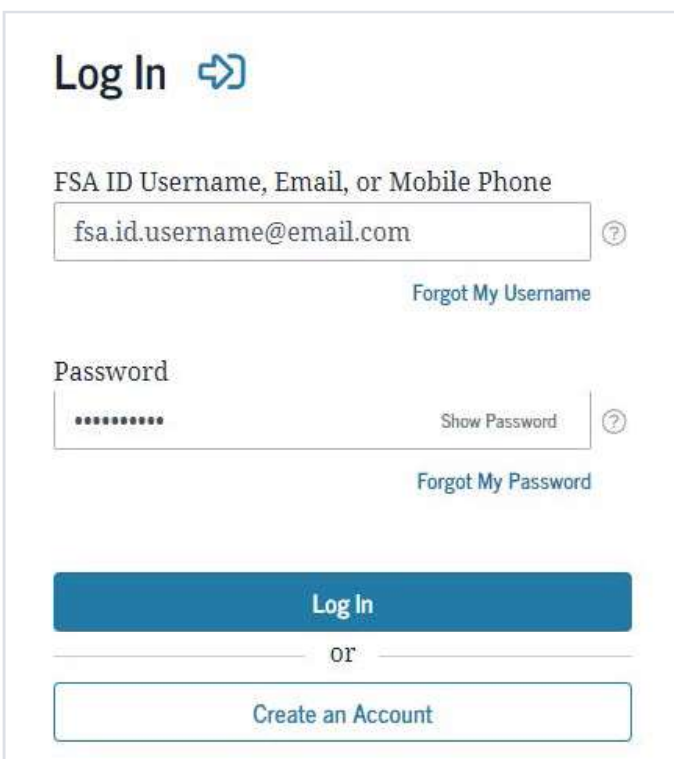
Step 2:

On the Federal Student Aid homepage, select Log In.



Step 3:

Enter your credentials and log in.

A screenshot of the Federal Student Aid Log In page. The page has a white background with a blue header. The main content area contains a form with two input fields: 'FSA ID Username, Email, or Mobile Phone' and 'Password'. The first field contains the text 'fsa.id.username@email.com' and has a help icon. Below it is a link for 'Forgot My Username'. The second field contains a masked password '\*\*\*\*\*' and has a 'Show Password' link and a help icon. Below it is a link for 'Forgot My Password'. At the bottom of the form is a blue 'Log In' button. Below the button is the text 'or' and a white 'Create an Account' button.

## Step 4:

Read the notification and choose Accept to continue.

### Please Read Before Continuing

You are accessing a U.S. Federal Government computer system intended to be solely accessed by individual users expressly authorized to access the system by the U.S. Department of Education. Usage may be monitored, recorded, and/or subject to audit. For security purposes and in order to ensure that the system remains available to all expressly authorized users, the U.S. Department of Education monitors the system to identify unauthorized users. Anyone using this system expressly consents to such monitoring and recording. Unauthorized use of this information system is prohibited and subject to criminal and civil penalties. Except as expressly authorized by the U.S. Department of Education, unauthorized attempts to access, obtain, upload, modify, change, and/or delete information on this system are strictly prohibited and are subject to criminal prosecution under 18 U.S.C. § 1030, and other applicable statutes, which may result in fines and imprisonment. For purposes of this system, unauthorized access includes, but is not limited to:

- any access by an employee or agent of a commercial entity, or other third party, who is not the individual user, for purposes of commercial advantage or private financial gain (regardless of whether the commercial entity or third party is providing a service to an authorized user of the system); and
- any access in furtherance of any criminal or tortious act in violation of the Constitution or laws of the United States or any State.

If system monitoring reveals information indicating possible criminal activity, such evidence may be provided to law enforcement personnel.

[Accept](#) [Decline](#)


## Step 5:

On the student aid dashboard, select View Details.

Federal Student Aid  
AN OFFICE OF THE U.S. DEPARTMENT OF EDUCATION

UNDERSTAND AID ▾ APPLY FOR AID ▾ COMPLETE AID PROCESS ▾ MANAGE LOANS ▾

MY AID

 Your loan balance is \$ [REDACTED]

[VIEW DETAILS >](#)

Loan information as of [REDACTED]  
[View loan servicer details](#)

MY CHECKLISTS

- I'M PREPARING FOR SCHOOL
- I'M IN SCHOOL
- I'M IN REPAYMENT
- I'M A PARENT

Estimate monthly payments and compare loan repayment plans  
[LOAN SIMULATOR >](#)

Decide whether a Direct Consolidation Loan is right for you  
[LOAN CONSOLIDATION >](#)

Use the *Public Service Loan Forgiveness (PSLF) Help Tool*  
[PSLF HELP TOOL >](#)

## Step 6:

The loan details page is displayed. Select Download My Aid Data.

Federal Student Aid  
OFFICE OF THE U.S. DEPARTMENT OF EDUCATION

UNDERSTAND AID ▾ APPLY FOR AID ▾ COMPLETE AID PROCESS ▾ MANAGE LOANS ▾


🔔 👤 🔍

### Aid Summary

LOANS GRANTS

**15 Loans** [View Breakdown](#)

3 Servicers | Total Original Amount Awarded: \$



Your Total Loan Balance is \$

HELPFUL LINKS

- [Explore Repayment Options](#)
- [Try Loan Simulator](#)
- [Learn About Public Service Loan Forgiveness \(PSLF\)](#)
- [Explore Income-Driven Repayment Options](#)

**Download My Aid Data** ⓘ

## Step 7:

Read the displayed information and continue.

Close X

The downloaded text file will contain personally identifiable information (PII) and financial information. Use only a secure Internet connection to download your aid data. When using a public computer, remove all downloaded files from the computer's hard drive. Be sure to empty the Recycle Bin/Trash and the web browser's cache.

Close Continue

## Step 8:

Your NSLDS.text file will be downloaded to your computer.

Tip: To view downloads on Chrome, Firefox, or Internet Explorer, press CTRL+J. Note the download location and return to the site to complete your online application.